

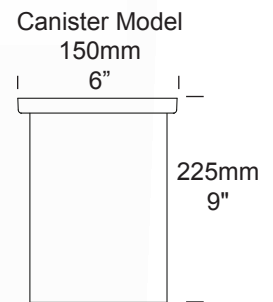
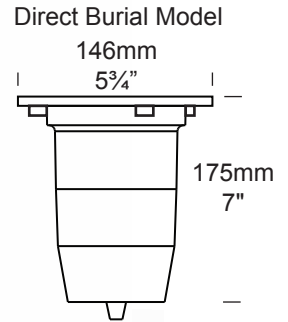

Safe Touch™ 50 PURE LED

PROJECT:
TYPE:
SOURCE:
NOTES:

SPECIFICATIONS IK10 IP68

LED Chip	Cree CXA1512 Plug and Play field replaceable LED board
Luminaire Output	1200 Lumens @ 700mA delivered from luminaire with unobstructed beam.
Lumens Per Watt	100 Lumens minimum @ 12 watts, delivered from luminaire with unobstructed beam
CRI (3000K)	85+ Standard, 90+ Optional
Colour Temperatures	2700K, 3000K, 4000K
Beam Angles	15, 30, 40, 70
Ingress Protection	IP68 <i>*not for use in pool or ponds</i>

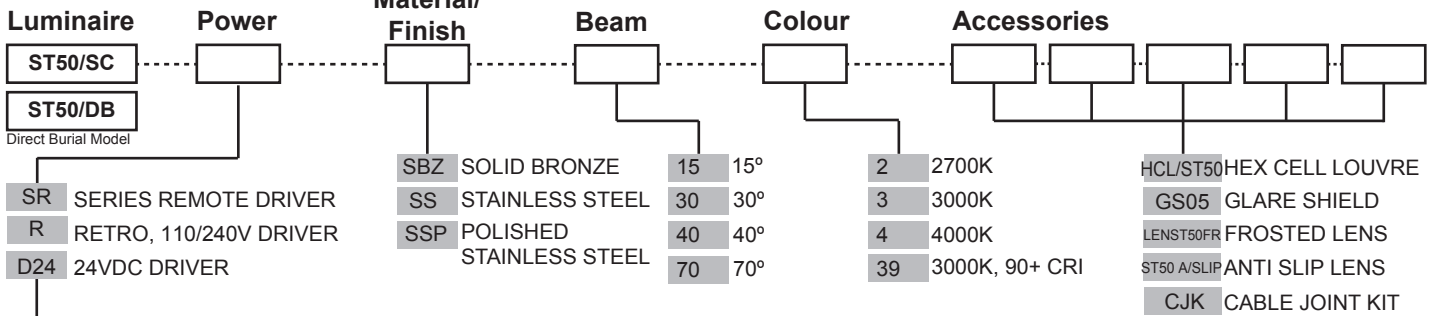
Warranty	Electronics = 5 years Body Aluminium = 5 years
Standards	AS/NZS 61046, EN60598 cUL 1598 CSA C22.2 No. 250.0



PRODUCT CONFIGURATION

Please fill in appropriate codes into boxes provided

Cat. No. ST50



SERIES REMOTE DRIVER:

Constant current driver (included) individual fixtures require 18vdc @ 700mA maximum. 0-10 volt dimming.

RETRO 110/240VAC DRIVER:

Input: 90/305vac, 25 watt total (driver included).
Output: 18vdc, 700mA
0-10 volt dimming.

24VDC DRIVER:

Input: 24vdc.
Output: 18vdc @ 700mA constant current (non dimming).
Note: not for USA.

ADDITIONAL COMMENTS:

LUMINAIRE CONSTRUCTION

CNC machined from one of the following metals:

Aluminium:

Body: cast from virgin high corrosion resistant, low copper content (0.001%) aluminium alloy. Finished with chromate substrate, Epoxy layer and a UV resistant polyester powder coat colour.
Colour: Black

Flanges: machined from either Solid Bronze 175mm x 6mm (6^{7/8}" x 1/4") 316 Stainless Steel 175mm x 6mm (6^{7/8}" x 1/4").

All fixing are made from 316 Stainless Steel

Lens:

12mm (1/2") extra clear, low iron, shatter resistant glass. Anti Slip option available. Lifetime warranty.

Gaskets:

Silicone, iron impregnated 220°C (428°F)

Cable:

Water resistant rubber

Adjustability:

The gimbal is fully adjustable, allowing 360° rotation and 0-20° elevation.

Mounting:

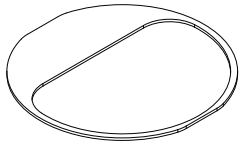
The ST50 is available with a double layer coated alloy mounting canister for casting into the ground or concrete.

Maximum driver over speed is 10kp/h (6mp/h) with a maximum load rating of 2000kgs (4400lbs)

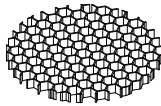
Luminaire Weight:

Solid Bronze: 3.5kg (7lb 11oz)
Stainless Steel: 4kg (8lb 13oz)

ACCESSORIES



Glare Shield

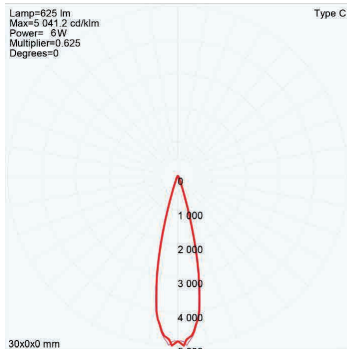


Hex Cell Louvre

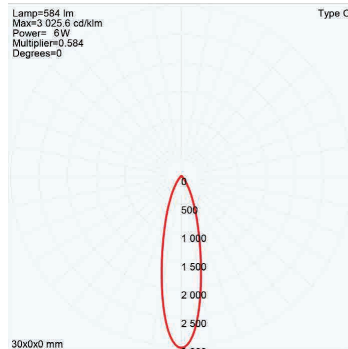
BEAM ANGLES

High efficiency PMMA TIR lenses. Field replaceable

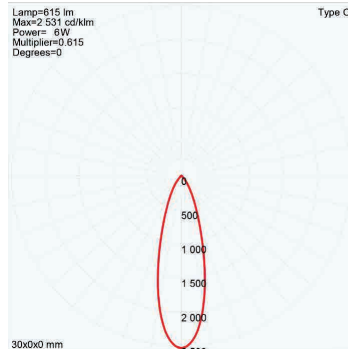
IES files available for download: hunzalighting.com/downloads



15° FWHM TIR



30° FWHM TIR

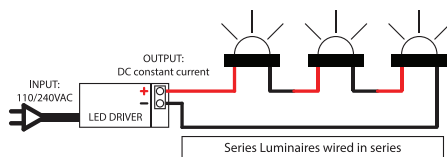


40° FWHM TIR

WIRING GUIDE

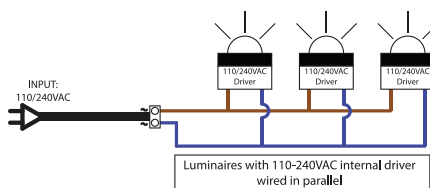
Available for download: hunzalighting.com/downloads

Series/remote driver

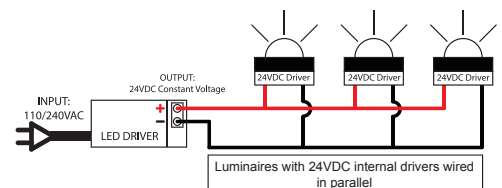


Diagrams are a guide only, wire colours and polarity may change depending on fixture and country

110/240v integral driver



24vdc integral driver



Specifications may change without notification

Aug 2017