

Cast Solid Bronze Lawn Lite SPEC SHEET

PROJECT:

TYPE:

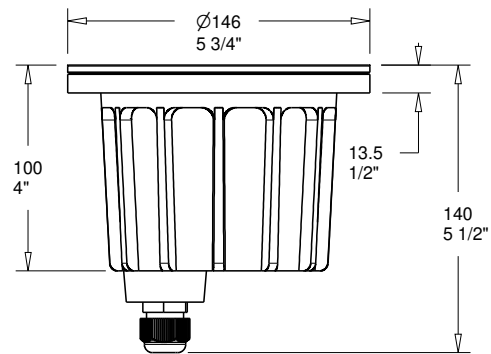
SOURCE:

NOTES:

SPECIFICATIONS



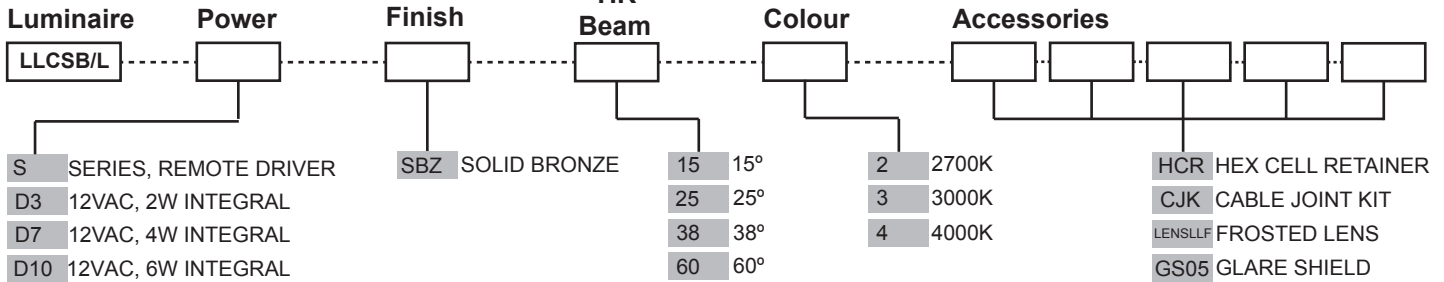
LED Chip	Cree XHP-50-2 Plug and Play field replaceable LED board
Luminaire Output	600 Lumens @ 1050mA (6 watts), 420 Lumens @ 700mA (4 watts), 240 Lumens @ 350mA (2 watts), delivered from luminaire with unobstructed beam.
Lumens Per Watt	100 Lumens @ 6 watts minimum, delivered from luminaire with unobstructed beam
CRI (3000K)	90+
Colour Temperatures	2700K, 3000K, 4000K
Beam Angles	15, 25, 38, 60
Ingress Protection	IP68 <i>*not for use in pool or ponds</i>
Warranty	Electronics = 5 years Body/Flange SBZ= 25 years
Standards	AS/NZS 61046 cUL 1838, 2108 CSA 22.2 No. 250.7, No. 250.0-08, CE



PRODUCT CONFIGURATION

Please fill in appropriate codes into boxes provided

Cat. No. LLCSB/L



SERIES, REMOTE DRIVER REQUIRED:
Constant current driver
Individual fixtures require 6vdc @ 1050mA maximum

12VAC INTEGRAL DRIVER:
Hunza integrated plug and play driver (included)
Input: 9-15VAC.
Output: 6vdc @ D3=350mA, D7=700mA, D10=1050mA (1050mA limited to ≤ 40°C (104°F) ambient temperature in stainless steel)

OTHER LAMP OPTIONS:
LLCSB/H - MR16 Halogen 12V Lamp
LLCSB/SL - MR16 LED Retrofit 12V Lamp (lamps vary by market - please refer to supplier for details)
LLCSB/GUH - GU10 120/240V Halogen Lamp
LLCSB/GUSL - GU10 LED Retrofit 120/240V Lamp (lamps vary by market - please refer to supplier for details)

[Click here for halogen specification sheet](#)

[Click here for 240v Remote Power Supply Guidance Charts](#)

[Click here for USA Remote Power Supply Guidance Charts](#)

LUMINAIRE CONSTRUCTION

Body:
CNC machined sand cast silicon bronze.

Flange:
CNC machined from either Solid Bronze bar 150mm (6") or 316 Stainless Steel rod 150mm (6").

Lens:
12mm (1/2") extra clear, low iron, flush fit, shatter resistant glass.
Lifetime warranty.

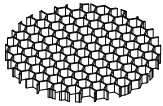
Gaskets:
Silicone 220°C (428°F).

Adjustability:
The gimbal is fully adjustable, allowing 360° rotation and 0-20° elevation.

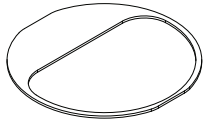
Mounting:
Suitable for insertion into a lawn or garden, etc. Mounted level with ground surface, seated on its base.

Luminaire Weight:
2.1kg (4lb 10oz)

ACCESSORIES



Hex Cell Retainer

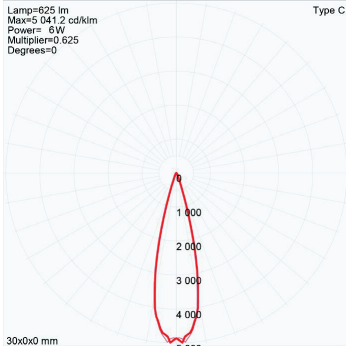


Glare Shield

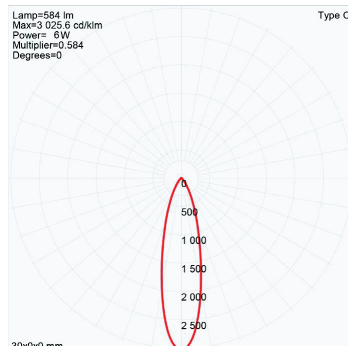
BEAM ANGLES

High efficiency PMMA TIR lenses. Field replaceable

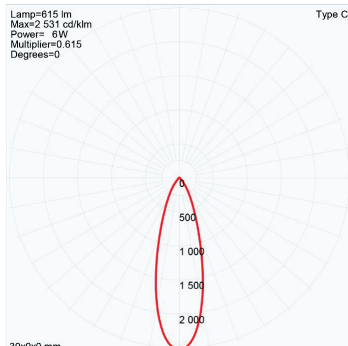
IES files available for download: hunzalighting.com/downloads



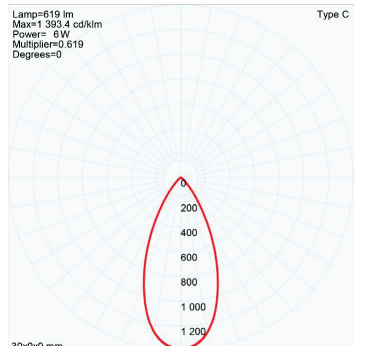
15° FWHM TIR



25° FWHM TIR



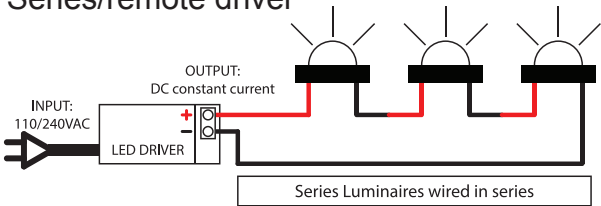
38° FWHM TIR



60° FWHM TIR

WIRING GUIDE

Series/remote driver

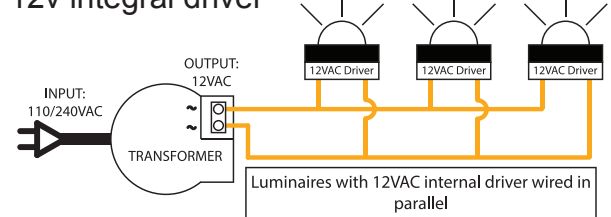


Series Luminaires wired in series

Diagrams are a guide only, wire colours and polarity may change depending on fixture and country

Available for download: hunzalighting.com/downloads

12v integral driver



Luminaires with 12VAC internal driver wired in parallel

Specifications may change without notification

Aug 2017