

PROJECT:

TYPE:

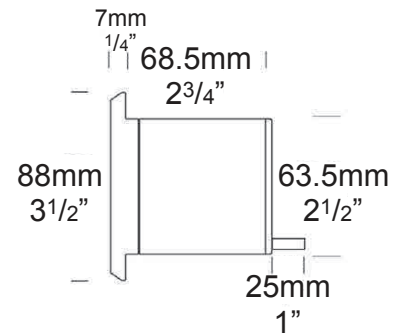
SOURCE:

NOTES:

Step Lite Louvre Square

PURELED SPECIFICATIONS

LED Chip	Cree XHP-50-2 Plug and Play field replaceable LED board
Luminaire Output	600 Lumens @ 1050mA (6 watts), 420 Lumens @ 700mA (4 watts), 240 Lumens @ 350mA (2 watts), delivered from luminaire with unobstructed beam.
Lumens Per Watt	100 Lumens @ 6 watts minimum, delivered from luminaire with unobstructed beam
CRI (3000K)	90+
Colour Temperatures	2700K, 3000K, 4000K
Beam Angles	15, 25, 38, 60
Ingress Protection	IP67
Warranty	Electronics = 5 years Body Cop/SS = 10 years
Standards	AS/NZS 61046 cUL 1838, 2108 CSA C22.2 No.250.7, No.250.0-08 CE



PRODUCT CONFIGURATION

Please fill in appropriate codes into boxes provided

Cat. No. SLLUSQ/L

Luminaire

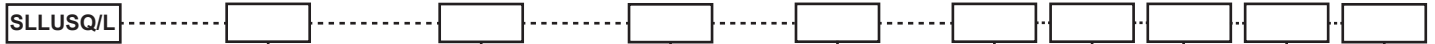
Power

Material/Finish

Beam

Colour

Accessories



- S SERIES, REMOTE DRIVER
- D3 12VAC, 2W INTEGRAL
- D7 12VAC, 4W INTEGRAL
- D10 12VAC, 6W INTEGRAL

- COP SOLID COPPER
- SS STAINLESS STEEL
- 15 15°
- 25 25°
- 38 38°
- 60 60°

- 2 2700K
- 3 3000K
- 4 4000K

- LF FROSTED LENS
- CJK CABLE JOINT KIT
- DKCAN DECK CANISTER
- SLCAN STEP LITE CANISTER
- CANSS STAINLESS STEEL CANISTER
- TLTM TILTING MODULE

SERIES, REMOTE DRIVER REQUIRED:

Constant current driver
Individual fixtures require 6vdc @ 1050mA maximum
12VAC INTEGRAL DRIVER:
Hunza integrated plug and play driver (included)
Input:9-15VAC.
Output: 6vdc @ D3=350mA, D7=700mA, D10=1050mA (1050mA limited to ≤ 40°C (104°F) ambient temperature in stainless steel)

OTHER LAMP OPTIONS:

SLLUSQ/H - MR16 Halogen 12V Lamp
SLLUSQ/SL - MR16 LED Retrofit 12V Lamp (lamps vary by market - please refer to supplier for details)
SLLUSQ/GUH - GU10 120/240V Halogen Lamp (body length increases for all GU10 lamps)
SLLUSQ/GUSL - GU10 LED Retrofit 120/240V Lamp (lamps vary by market - please refer to supplier for details)

[Click here for halogen specification sheet](#)

[Click here for 240v Remote Power Supply Guidance Charts](#)

[Click here for USA Remote Power Supply Guidance Charts](#)

LUMINAIRE CONSTRUCTION

CNC machined from one of the following metals:

Copper:

Body: 63.5mm (2^{1/2"}) x 10mm (3/8").

Flange: 90mm x 90mm (3^{1/2"} x 3^{1/2"}) solid copper rod.

End cap: solid copper 63.5mm (2^{1/2"}) rod.

316 Stainless Steel:

Body: 63.5mm (2^{1/2"}) x 10mm (3/8").

Flange: 90mm x 90mm (3^{1/2"} x 3^{1/2"}) solid 316 stainless steel.

End cap: solid 316 stainless steel 63.5 (2^{1/2"}) rod.

Step Lens:

10mm (3/8") extra clear, low iron, flush fit, shatter resistant glass.

Lifetime warranty

Gaskets:

Silicone, iron impregnated 220°C (428°F)

Mounting:

Designed to fit through a 66mm (2^{5/8"}) hole and be fixed into position by two screws in the flange or a Step Lite Canister (see accessories) can be used which maintains the aesthetic look of the flange by eliminating the two screw holes in the flange.

Luminaire Weight:

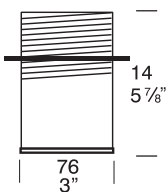
Low voltage

Alum: 0.465kg (1lb)

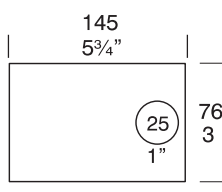
Cop: 1.340kg (2lb 15oz)

SS: 1.055kg (2lb 5oz)

ACCESSORIES



Deck Canister

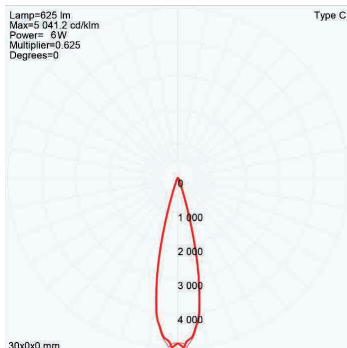


Step Lite & Stainless Steel Canister

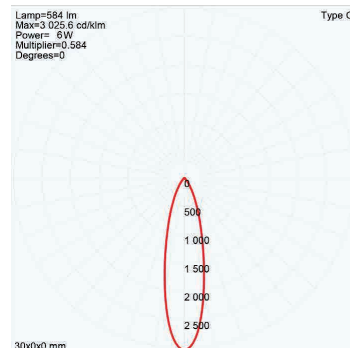
BEAM ANGLES

High efficiency PMMA TIR lenses. Field replaceable

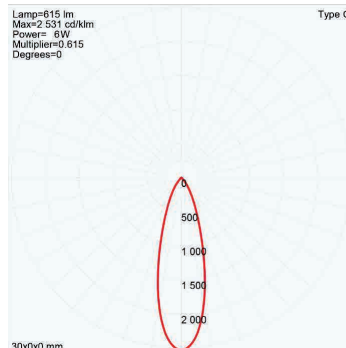
IES files available for download: hunzalighting.com/downloads



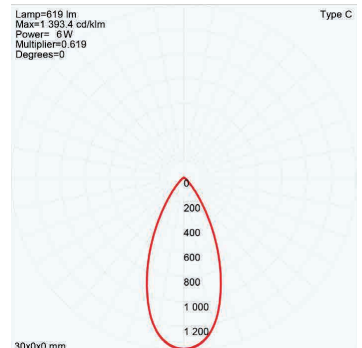
15° FWHM TIR



25° FWHM TIR



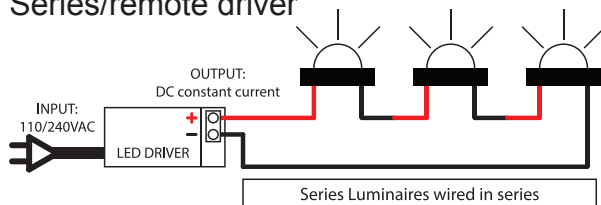
38° FWHM TIR



60° FWHM TIR

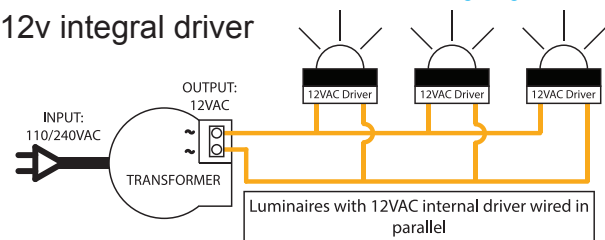
WIRING GUIDE

Series/remote driver



Series Luminaires wired in series

12v integral driver



Luminaires with 12VAC internal driver wired in parallel

Diagrams are a guide only, wire colours and polarity may change depending on fixture and country

Available for download: hunzalighting.com/downloads

Specifications may change without notification

Aug 2017